

# Patriotic String Star

---

Quilt Size is 54 x 72

Block size is 9 inches (9.5 inches with seam allowances)


Setting is 6 x 8 blocks

## Quilt notes

- Blocks are pieced on a 10 inch muslin foundation and trimmed to 9.5 inches after adding strings
- I iron my seam allowances open to decrease bulk
- Quilt designed and made as a part of the HeartStrings Quilt Project as a Quilt of Valor.
  - <http://heartstringsquiltproject.com/>
  - <http://www.qovf.org/>
- A PDF file with HeartStrings Quilt Project labels can be found at [http://heartstringsquiltproject.com/files/HeartStrings\\_Label.pdf](http://heartstringsquiltproject.com/files/HeartStrings_Label.pdf)

## Cutting instructions


- Cut muslin foundations 10 inches square
- Use a variety of strips and strings in various widths




# Patriotic String Star

---

**Block A – make 36 using Red and medium to dark Blue strings**



**Block B – make 8 using Red and light Blue strings**



**Block C – make 4 using all medium to dark Blue strings**



Trim blocks to 9.5 inches and assemble top by laying 6 blocks across and 8 blocks down using quilt photo on the first page of instructions to place blocks correctly. Iron seams open to decrease bulk.