

HeartStrings Purple Project Quilt #2

Quilt Size is 46 x 64

Block Size is 9 inches square (9.5 inches with seam allowances)


Setting is 4 x 6 blocks

Quilt Notes

- ✧ I used a muslin foundation that was cut 10 inches square and trimmed to size after strings were added
- ✧ This quilt was made for the HeartStrings Quilt Project – Purple Project
 - <http://heartstringsquiltproject.blogspot.com/2007/06/purple-project-heartstrings-quilts-for.html>

Cutting Instructions

- ✧ String blocks are pieced on a 10 inch muslin foundation and trimmed to 9.5 inches
- ✧ Center purple string is cut 2 inches
- ✧ Outer purple border is cut 5.5 inches





HeartStrings Purple Project Quilt #2

Make 24 blocks



Rotate blocks to create diamonds.



I sew 4 blocks together at a time and then assemble them into 3 rows. Use picture of quilt on page 1 as needed to layout blocks.

